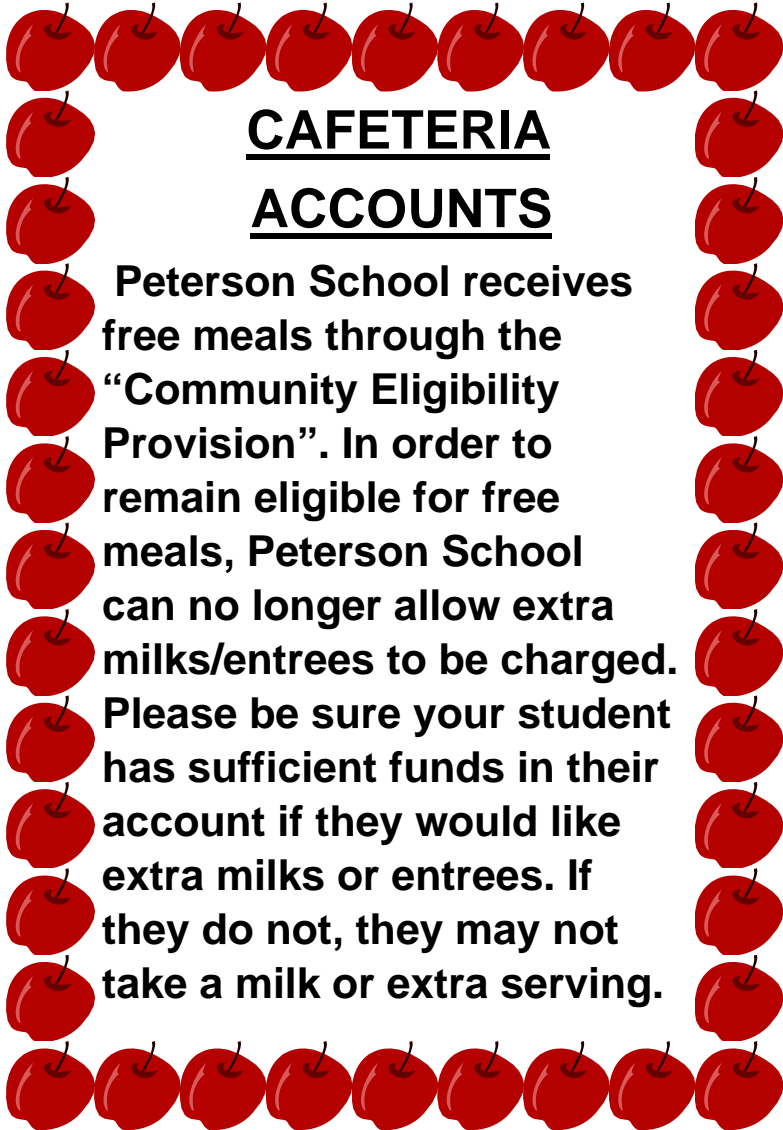



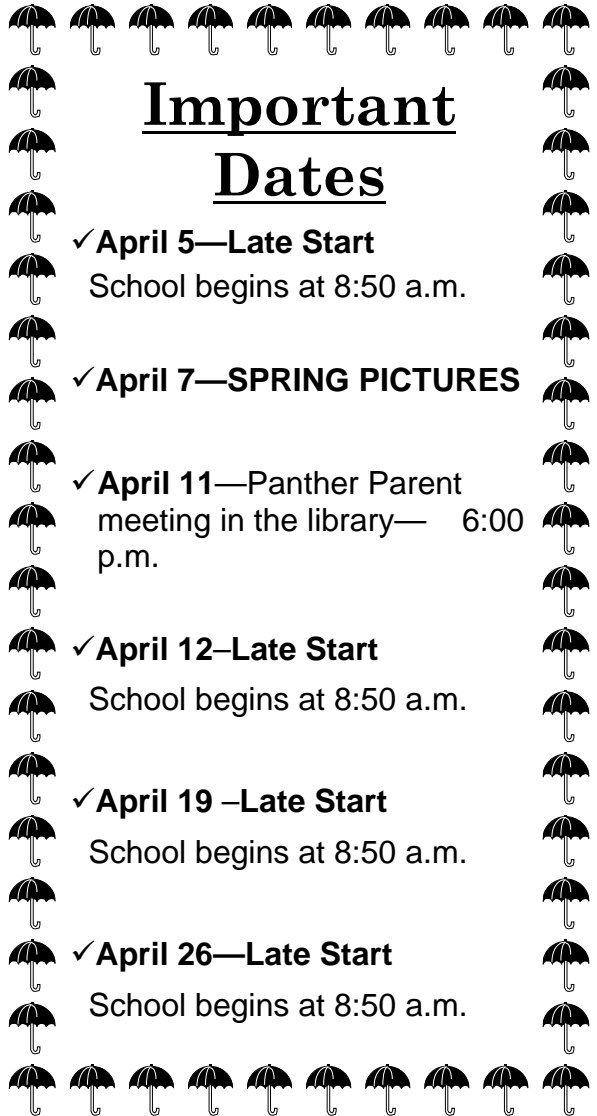


# April 2017 Peterson School



## CAFETERIA ACCOUNTS

Peterson School receives free meals through the “Community Eligibility Provision”. In order to remain eligible for free meals, Peterson School can no longer allow extra milks/entrees to be charged. Please be sure your student has sufficient funds in their account if they would like extra milks or entrees. If they do not, they may not take a milk or extra serving.



## Important Dates

- ✓ April 5—Late Start  
School begins at 8:50 a.m.
- ✓ April 7—SPRING PICTURES
- ✓ April 11—Panther Parent meeting in the library— 6:00 p.m.
- ✓ April 12—Late Start  
School begins at 8:50 a.m.
- ✓ April 19 —Late Start  
School begins at 8:50 a.m.
- ✓ April 26—Late Start  
School begins at 8:50 a.m.



## REGISTRATION FORMS

The information on your child’s registration form is very important. **Please keep all the information current.** If you change phone numbers, employers, addresses, or contact people, you need to come into the office and update the registration form.





## **APRIL GUIDELINES FOR SUCCESS**

### **WE ARE RESPECTFUL**

#### **WEEK**

#### **SKILL**

April 3

Asking Permission

April 10

Being Tolerant of Others

April 17

Saying "Please" and "Thank You"

April 24

Playing Fair



### **DRESS CODE**

With warm weather coming soon, students and parents need to be reminded of the dress code. Students should not wear crop tops (no bare midriffs), tank tops or spaghetti strap tops. Shorts should reach down to the middle of the thigh.



### **KINDERGARTEN ROUND-UP**

Our Kindergarten Round-Up will be held on Monday, May 15, 2017 at 1:15 p.m. in the cafeteria. You will need to bring your child's birth certificate and his/her updated immunization records at this time. Children must be five years old on or before September 1, 2017. Kindergarten is full day (7:50 a.m. to 2:35 p.m.) every day.



## **PROFESSIONAL DEVELOPMENT DAYS**

*LATE START - School begins at 8:50 a.m.*

**-Buses run 1 hour later-**

**\*All Late Starts are on Wednesdays\***

**April 5, 2017**

**April 12, 2017**

**April 19, 2017**

**April 26, 2017**

**May 3, 2017**

**May 10, 2017**

**May 17, 2017**

**May 24, 2017**

**May 31, 2017**

**June 7, 2017**

---

**THANK YOU from Mrs. Healy - PE teacher**

The total raised for the Jump Rope for PE fundraiser was \$3,300!! This money will be applied toward the purchase of PE equipment.

Our winners---

- Congratulations to Syler Dierick who won a \$50 Fred Meyer Gift Card for bringing in the top donation of \$203.55!
- Great job to Mrs. Spivey's class for bringing in the most money with a total of \$576.55, which earned them 3 extra recesses!
- The winners of a \$25 Fred Meyer gift card for selling \$100 or more were – Myah Arterberry and Shane Settle. Congratulations to all the winners!!!

☺Thank you to all students for a job well done!☺



## Kindergarten Round-Up 2017-2018 School Year

Dear Parents:

It is time to enroll kindergarten students for the 2017-2018 school year. If you have a child who will be attending Kindergarten at **Peterson Elementary School** next year, please complete the bottom portion of this form and return it to the school by May 8, 2017.

**Kindergarten Round-Up  
Monday, May 15, 2017  
at 1:15 p.m. in the Cafeteria**

Please bring the following items to the Round-Up:

**\*\*A copy of your child's birth certificate**

**\*\*An updated copy of your child's immunization form**

-----  
Child's Legal Name: \_\_\_\_\_

Parent's Name: \_\_\_\_\_

Address: \_\_\_\_\_ Phone: \_\_\_\_\_

Age as of 9-1-17: \_\_\_\_\_ Gender: M\_\_ F\_\_ Birth Date: \_\_\_\_\_

Siblings at Peterson: \_\_\_\_\_

**PLEASE RETURN THIS FORM AS SOON AS POSSIBLE.  
THANK YOU!**

# Home & School

Working Together for School Success

CONNECTION®

April 2017

Peterson Elementary School  
Ms. Jennifer Hawkins, Principal

## SHORT NOTES

### Keep up attendance



Good attendance matters all year. Show your youngster that going to school every day is job number one. If you plan to visit relatives or take a vacation this summer, check the school calendar to make sure your trip won't overlap with the end of this school year or the beginning of the next one.

### Siblings as roommates

Have more than one child? Consider letting them share a room—even if they don't need to. Sharing space can help siblings bond and teach them about cooperation and respect. Plus, youngsters may be comforted and find it easier to fall asleep with someone else in the room.

### Build observation skills

Boost your child's powers of observation during your next walk. Together, gaze at a scene (say, a playground) closely for 1 minute to observe as many details as possible. Then, turn around and take turns asking each other specific questions, like "How many swings are there?" or "What color is the slide?"


### Worth quoting

"It does not matter how slowly you go so long as you do not stop." *Confucius*

## JUST FOR FUN

**Q:** What do clouds wear in their hair?

**A:** Rainbows.



## Bring learning home

Help your child feel proud of the skills she's learning by giving her opportunities to use them outside of school. You'll boost her confidence—and she'll see that reading, math, and science are useful in everyday life. Pose questions like these for her to answer.

### How can we organize our cabinets?

Your youngster may enjoy giving your kitchen cabinets a makeover. Suggest that she draw a "blueprint" for organizing dishes, pots and pans, canned goods, and other items. Review it together, and try some of her ideas—perhaps arranging spices in alphabetical order or stacking plates by size.

### What will we do this weekend?

Let your child plan a fun outing for your family. She could start by checking the weather forecast. Then, encourage her to read newspaper listings and community websites to find activities, such as an arts and crafts fair, a free concert, or a minor-league baseball game. She'll need



to read for details like times, locations, and prices before she presents her idea.


### Where should we keep the bread?

Ask your youngster to conduct a science experiment to discover how to keep your bread fresh and mold-free the longest. She could use what she's learning in science class to set identical slices of wrapped bread on the counter, in the pantry, and in the refrigerator. What does she find? She'll be excited when you use her results to decide where to store bread.♥

## Develop good money sense

Now is the time to help your youngster manage money wisely—before he gets his first job or has bills to pay. Try these kid-friendly ideas:

- Have regular conversations about money. You might say, "Chicken is on sale this week—we'll save money if we buy extra to freeze," or "I want new curtains, but our car will need tires soon, and I need to save for them."
- Suggest that your child give a stuffed animal a pretend allowance and write a budget for how to manage it. Explain that it should include savings and put *needs* before *wants* (so his stuffed monkey might buy bananas to eat or a tree to live in before purchasing one more ball to play with). *Tip:* If possible, give your youngster a small weekly allowance to work on real-life budgeting.♥



# Practicing patience

In today's world, youngsters often have instant access to information, songs, and movies. As a result, they might not learn patience. Encourage your child to get better at waiting patiently with these tips.

**Set an example.** Let your youngster see you waiting calmly during challenging situations. In a traffic jam, you could say, "It looks like we'll be sitting here for a while. Would you read your story to me?"

**Discover strategies.** What does "wait a minute" or "wait 5 minutes" look like? Look at your watch, and have each



faster? Your child will learn that staying occupied will help him be patient.♥

family member raise his hand when he thinks 1 minute has gone by. They should raise their hands again when they think it's been 5 minutes. Repeat the activity, but this time, ask each person to do something he enjoys like reading or drawing. Does the time seem to go



## PARENT TO PARENT

### Write a winning argument

My daughter Lucy has been asking for a cat for months. So when she told me that she was learning to write "arguments" in school, I asked her to write me a letter arguing why we should get a cat.

A few days later, Lucy handed me her letter. She had stated her claim—"Having a pet helps kids become responsible." She even gathered evidence. She talked to three friends and wrote about how they care for their animals.



Finally, she considered my side, saying she knew I was worried I'd end up doing all the work. So she proposed a rule: She would have to feed the cat and scoop out its litter box before going out to play.

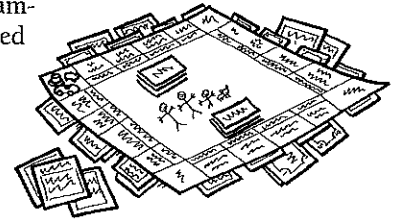
Lucy's letter worked, and we're going to the animal shelter this weekend to adopt her cat. Now she sees that writing a good argument can pay off!♥

## ACTIVITY CORNER

### Make a personalized game

What's more fun than family game night? Playing a game your child designed herself! Consider these suggestions.

**1. Family-opoly.** Have your youngster create a personalized Monopoly game. She might name properties after people, places, or things that are important to your family (say, her grandparents' native country or her brother's college mascot). After she makes the board and property cards, use Monopoly money and game pieces to play her version.



**2. Trivia, Family Edition.** Encourage family members to write questions about your family on index cards, with the answers on the backs. *Examples:* "What breakfast dish is Dad famous for?" or "How did we celebrate Mom's 40th birthday?" Stack the cards with the answers facing down. Your child draws one and reads the question aloud. The first person to answer correctly keeps the card and asks the next question. When all cards have been used, the player with the most wins.♥

## Q & A Believe it—or not?


**Q:** My child believes everything in TV commercials. How can I help him understand what's accurate and what's exaggerated?

**A:** Try this eye-opening activity. Let your son take photos around your home. Half should make your house look good, and the other half not so good. For example, he could snap a shot of a freshly vacuumed room with the bed made and one of an overflowing trash can and a dirty wall.

Now, look through the pictures. Have him imagine he is "selling" your house by showing only the flattering pictures. Is he giving the full story?

Explain that this is how commercials work, too—advertisers want to show their products in the best light. Together, watch commercials, and talk about the "other" side that you're not seeing.

You could also read product reviews to get a more complete picture. Your son will learn to think critically about information he sees and hears.♥



**OUR PURPOSE**

To provide busy parents with practical ideas that promote school success, parent involvement, and more effective parenting.

Resources for Educators, a division of CCH Incorporated  
 128 N. Royal Avenue • Front Royal, VA 22630  
 800-394-5052 • rfeustomer@wolterskluwer.com  
 www.rfeonline.com  
 ISSN 1540-5621



# April 2017

## Peterson School Lunch Menu

<i>Sun</i>	<i>Mon</i>	<i>Tue</i>	<i>Wed</i>	<i>Thu</i>	<i>Fri</i>	<i>Sat</i>
<b><u>LUNCH FEES:</u></b> Student breakfasts and lunches—FREE Milk only or extra milk—\$0.50 Extra entrée—\$0.75						<b>1</b>
<b>2 THIS INSTITUTION IS AN EQUAL OPPORTUNITY PROVIDER</b>	<b>3</b> Sesame Chicken Stir Fry Rice Hot carrots OR Turkey sandwich	<b>4</b> Cheese pizza Pepperoni pizza Tossed salad w/ lettuce Tomato Pineapple tidbits OR Ham sandwich	<b>5</b> BBQ Pork sandwich French fries Broccoli Mixed fruit OR Turkey & cheese sandwich	<b>6</b> Bean/cheese burrito Corn Applesauce OR Ham & cheese sandwich	<b>7</b> Meatball sub Pork & beans Peaches OR Tuna sandwich	<b>8</b>
<b>9 <u>SERVED DAILY</u></b> 1% white milk Skim milk FF Chocolate milk 1/2 cup fruit	<b>10</b> Corn dog Pork & beans Hot carrots Pears OR Turkey sandwich	<b>11</b> Chicken strips Corn Pineapple tidbits OR Ham sandwich	<b>12</b> Cheeseburger French fries Mixed fruit OR Turkey & cheese sandwich	<b>13</b> Orange chicken Rice Green beans Applesauce OR Ham & cheese sandwich	<b>14</b> Mac & Cheese Broccoli Peaches OR Tuna sandwich	<b>15</b>
<b>16 MENU SUBJECT TO CHANGE</b>	<b>17</b> Sub sandwich Green beans Pears OR Turkey sandwich	<b>18</b> Cheese Pizza Rippers Corn Pineapple tidbits OR Ham sandwich	<b>19</b> Hot dog Tater tots Mixed fruit OR Turkey & cheese sandwich	<b>20</b> Italian Dunkers Hot carrots Applesauce OR Ham & cheese sandwich	<b>21</b> Nachos Black beans Peaches OR Tuna sandwich	<b>22</b> <u>Package condiments:</u> Italian dressing Ranch dressing
<b>23/30</b> <u>Package condiments:</u> BBQ sauce Ketchup pack Mayonnaise pack Mustard pack	<b>24</b> Tacos Spanish rice Corn Pears OR Turkey sandwich	<b>25</b> Chicken Bacon Calzone Green beans Peaches OR Ham sandwich	<b>26</b> Bean/cheese burrito Black beans Mixed fruit OR Turkey & cheese sandwich	<b>27</b> Chicken drumsticks Dinner roll Broccoli Applesauce OR Ham & cheese sandwich	<b>28</b> Cheese quesadilla Hot carrots Peaches OR Tuna sandwich	<b>29</b>